




# C-L-T-X-ADPE Vapour tight condulets rigid steel conduit and uni 7683

**Installation:** hazardous areas - Zone 1 / 2 (Gases) - Zone 21 / 22 (Dusts) - Safe Area

**Classification:** Group II - Category 2G 2D



◀ CONDULETS



◀ CONDUIT PIPE



## REFERENCE STANDARDS

VAPOUR TIGHT CONDULETS		RIGID STEEL CONDUIT	
CEI / EN		CEI / EN	
EXECUTION	INDUSTRIAL WATERPROOF	EXECUTION	-
AMBIENT TEMPERATURE	-	AMBIENT TEMPERATURE	-
PROTECTION DEGREE	IP66	PROTECTION DEGREE	IP65 - IP66
CERTIFICATE REF.	-	CERTIFICATE REF.	-
RULES OF COMPLIANCE	CEI / EN 60529	RULES OF COMPLIANCE	UNI7683

## Mechanical characteristics

### VAPOUR TIGHT CONDULETS

Material	marine grade copper free aluminum light alloy
Screws	galvanized steel
Gasket	neoprene

### \*RIGID STEEL CONDUIT UNI7683

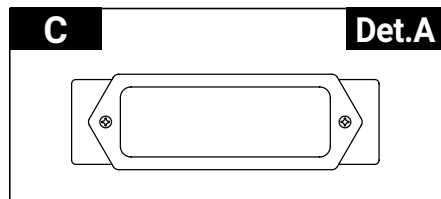
Material	hot dip galvanized steel
Finishes	hot galvanized according to UNI 5745

\* Complete with one coupling at one end and plastic protecting cap at the other end. Suppliable in bars 3mt. Or 6mt. Lenght, contact our sales dept for the availability.

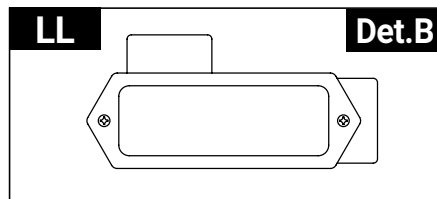
## On Request Accessories:

- Different threads from standard

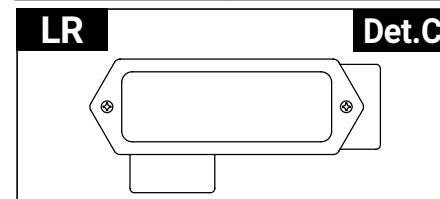
DETAIL "A"	
CONDULETS TYPE "C"	
TYPE	HUBS SIZE
C17	2 x 1/2"
C27	2 x 3/4"
C37	2 x 1"
C47	2 x 1-1/4"
C57	2 x 1-1/2"
C67	2 x 2"
C77	2 x 2-1/2"
C87	2 x 3"




DETAIL "B"	
CONDULETS TYPE "LL"	
TYPE	HUBS SIZE
LL17	2 x 1/2"
LL27	2 x 3/4"
LL37	2 x 1"
LL47	2 x 1-1/4"
LL57	2 x 1-1/2"
LL67	2 x 2"
LL77	2 x 2-1/2"
LL87	2 x 3"



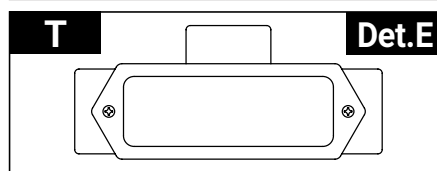
DETAIL "C"	
CONDULETS TYPE "LR"	
TYPE	HUBS SIZE
LR17	2 x 1/2"
LR27	2 x 3/4"
LR37	2 x 1"
LR47	2 x 1-1/4"
LR57	2 x 1-1/2"
LR67	2 x 2"
LR77	2 x 2-1/2"
LR87	2 x 3"



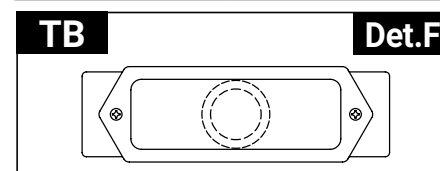
DETAIL "D"	
CONDULETS TYPE "LB"	
TYPE	HUBS SIZE
LB17	2 x 1/2"
LB27	2 x 3/4"
LB37	2 x 1"
LB47	2 x 1-1/4"
LB57	2 x 1-1/2"
LB67	2 x 2"
LB77	2 x 2-1/2"
LB87	2 x 3"



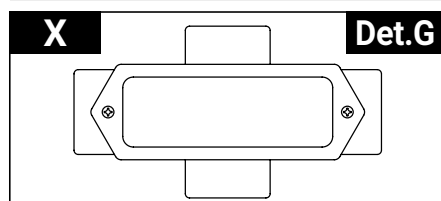
DETAIL "E"	
CONDULETS TYPE "T"	
TYPE	HUBS SIZE
T17	3 x 1/2"
T27	3 x 3/4"
T37	3 x 1"
T47	3 x 1-1/4"
T57	3 x 1-1/2"
T67	3 x 2"
T77	3 x 2-1/2"
T87	3 x 3"



DETAIL "F"	
CONDULETS TYPE "TB"	
TYPE	HUBS SIZE
TB17	3 x 1/2"
TB27	3 x 3/4"
TB37	3 x 1"
TB47	3 x 1-1/4"
TB57	3 x 1-1/2"
TB67	3 x 2"
TB77	3 x 2-1/2"
TB87	3 x 3"



DETAIL "G"	
CONDULETS TYPE "X"	
TYPE	HUBS SIZE
X17	4 x 1/2"
X27	4 x 3/4"
X37	4 x 1"
X47	4 x 1-1/4"
X57	4 x 1-1/2"
X67	4 x 2"
X77	4 x 2-1/2"
X87	4 x 3"



## RIGID STEEL CONDUIT UNI 7683 Technical Features

TYPE	Ø THREADS - UNI 6125 OR NPT
ADPE1	1/2"
ADPE2	3/4"
ADPE3	1"
ADPE4	1-1/4"
ADPE5	1-1/2"
ADPE6	2"
ADPE7	2-1/2"
ADPE8	3"
ADPE10	4"

Complete with one coupling at one end and plastic protecting cap at the other end.  
Available in bars 3mt. or 6mt. lenght. Please contact our sales dept for relevant availability.

### REMARK:

Due to the development of the national and international specifications and of the technology, the above technical characteristics showed on this bulletin can be considered as binding on our confirmation only.