



CONSTRUCTION

Housing: SMC polyester plastic reinforced with glass fiber, color RAL 7038

Diffuser: PC polycarbonate plastic

Gasket: silicone

Central locking: can be opened/closed using a socket key SW8, hinged lamp cover

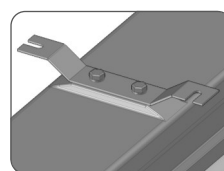
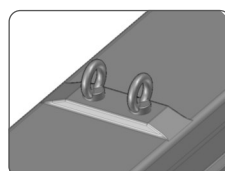
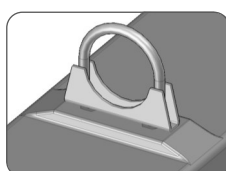
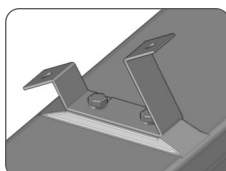
The light fitting is normally supplied with socket key, two Ex e cable glands M25, two Ex e plugs M25 and with mounting set PSF 30-110

TECHNICAL DATA

Certificate:	In progress
Marking:	CE 0722
Apparatus category:	II 2G II 2D
Marking of explosion protection:	Ex db eb mb IIC T4 Gb Ex tb IIIC T80°C Db
Ambient temperature:	-20°C ≤ T _a ≤ +55°C -20°C ≤ T _a ≤ +40°C
Degree of protection:	IP 66 category 1
Resistance to shock:	IK 08
Protection class :	I (protective earthing)
Rated voltage:	110-240 VAC 220-250 VDC
Frequency:	50...60 Hz
Rated power:	See model code table
Estimated service life:	Up to 70 000 hours (<i>depends about ambient temperature</i>)
Connecting terminals:	L1, L2, L3, N, PE - max. 2,5 mm ²
Cable entry:	Two entries Ex e M25x1,5 for cable diameters Ø6-15 mm, and two Ex e plugs
Disconnection of the light:	Switch with safety lock; when opening the central lock, all poles of the voltage supply to the ballast are disconnected; contacts of the switching element are NC contacts, they can only be switched on again when the lamp cover and the central locking system are closed. In case of a lamp fault, the electronic ballast disconnects the defective lamp from the power supply.
Packing:	The packing contains: 1 pcs PSF 52 LED: 1420x270x210 mm PSF 28 LED: 825x270x210 mm

MOUNTING

Pendant, on pipe, wall, ceiling



- Central locking with internal switch
- Through-wiring possible
- LED modules with innovative encapsulation
- Estimated service life up to 70 000 hours
- High color rendering index CRI 80
- Luminous efficacy up to 154lm/W
- With OVP, OCP, OTP protection
- Autonomous activation after recovery

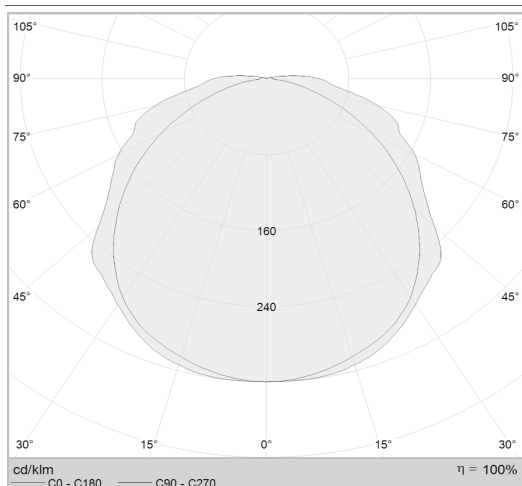
MODEL CODE

MODEL CODE	LED power [W]	VOLTAGE [V]	LUMINOUS FLUX [lm]	LIGHT OUTPUT RATIO η	AMBIENT TEMP.	WEIGHT
PSF 28 LED/1	26 W	110-240 VAC 220-250 VDC	4000lm	0,85	$-20^{\circ}\text{C} \leq T_a \leq +55^{\circ}\text{C}$	7,0 kg
PSF 52 LED/1	48 W		6300 lm			10,0 kg

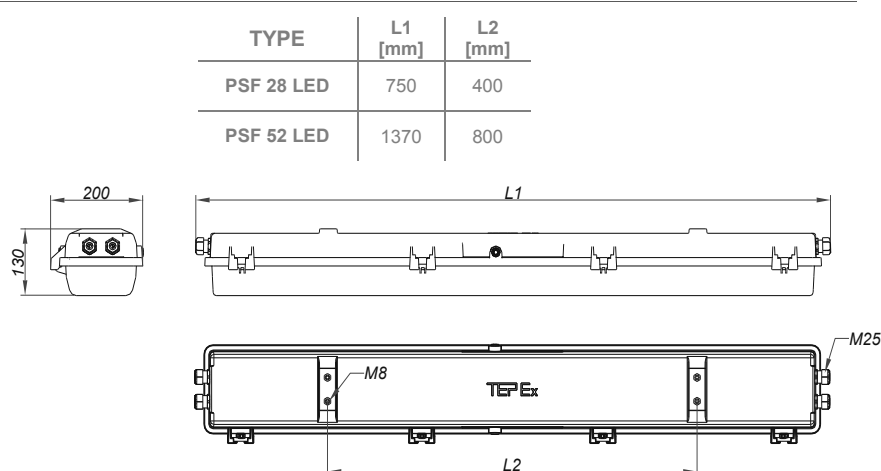
Special types for the ambient temperature $-20^{\circ}\text{C} \leq T_a \leq +40^{\circ}\text{C}$ and higher LED power .

PSF 28 LED/2	34 W	110-240 VAC 220-250 VDC	4860lm	0,85	$-20^{\circ}\text{C} \leq T_a \leq +40^{\circ}\text{C}$	7,0 kg
PSF 52 LED/2	64 W		9150 lm			10,0 kg

POLAR CURVE



DIMENSION DRAWING (all dimensions in mm)



SPARE PARTS AND ACCESSORIES

SKETCH	DESCRIPTION	CODE	SKETCH	DESCRIPTION	CODE
	Diffuser PSF	PSF LED 28 10-120 PSF LED 52 20-120		Ex e cable gland SPU 25	SPU 25
	Gasket PSF	PSF LED 28 10-130 PSF LED 52 20-130		Ex e plug M25	SPC 25
	Internal reflector with LED module	PSF LED 28 10-140 PSF LED 52 20-140		PSF Ceiling mounting set	PSF 30-110
	LED driver	PSF LED 28 drive PSF LED 52 drive		PSF Pipe mounting set	PSF 30-120
	Terminals 5x2,5mm ²	PSF236 20-150		PSF Wall mounting set	PSF 30-130
	Socket key SW8	PSF236 20-160		Ring bolt M8	PSF 30-140

All technical data is relevant at the time of print.